

VITARA

24" Single Zone Wine Cooler VBWC5202S Panel Ready



Features

- Built Under or Free Standing installation
- Energy Class: DOE
- True integrated installation
- 4.7 CuFt & 52 Bottles capacity
- Mono Temperature zone at the range 39° F(4° C) - 68° F(20° C)
- Interior air fan circulating
- Charcoal filter
- 5 wooden shelves with full extension slide-out roller
- Three adjustable LED lighting (white, blue, amber)
- Low-E, two layer anti-UV resistant glass door
- Electronic touch control with white Led Readout
- Sabbath mode
- Open door alarm
- Door reversible
- Hettich hinge
- Customized wooden panel or SS external panel (Sold Separately)

Model	Lock	Finish	Description
VBWC5202S	No	Panel Ready	24" Single Zone Wine Cooler Panel Ready

Model Details

Dimensions/Weight	Detail
Product Depth	22 3/8"
Product Height	34 1/8"
Product Width	23 7/16"
Product Weight	101 lbs

Dimensions/Weight	Detail
Product Volume	4.7 Cubic Feet
Shipping Dimensions	W26" X D24 5/8" X H37 3/16"
Shipping Weight	108 lbs



www.vitaraamerica.com | 1.800.299.3406
MG Home Solution LLC

100 Illinois Street, Suite 200, St Charles, IL 60174

MG Home Solution LLC warrants to the original purchaser of its VITARA Wine & Bev products that they will be free from defects in materials and workmanship for the following time periods from the date of purchase shown on the sales receipt: Two (2) Years Parts & On-Site Labor. See complete warranty for details

Integration/Panel Information*	Detail
Panel Height	34 3/16"
Panel Thickness	3/4"
Panel Width	23 11/16"
Maximum Panel Weight	22 lbs

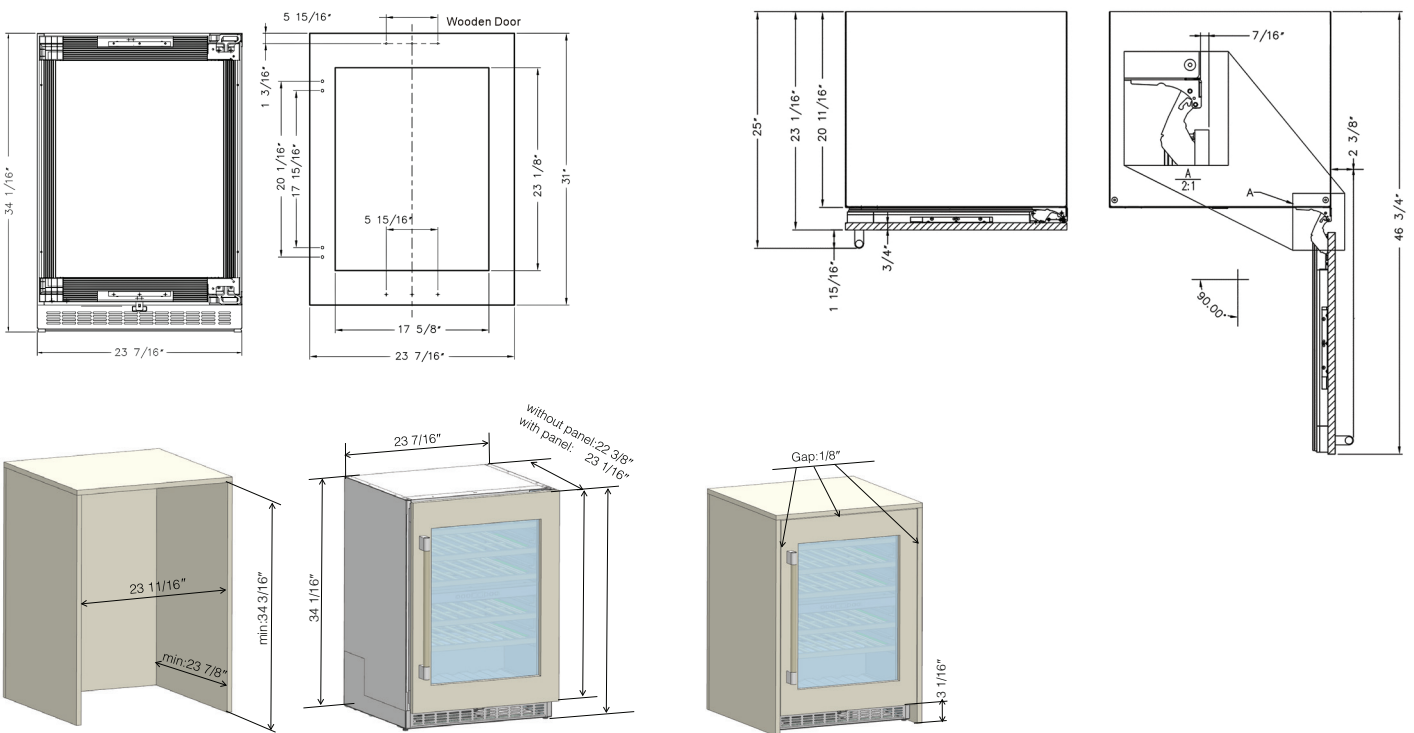
Model	Detail
Control Type	Electronic Touch Controls
Indoor or Outdoor	Indoor
Built-in Installation	Built in or Free Standing
Refrigerant Type	R600a

Electrical	Detail
Electrical Requirements	110V/60Hz
Volt Range	104V - 127V
Electrical Service	15 Amps
Running Amps	0.7 Amps

Capacities	Detail
12 oz Can Capacity	
25 oz Bottle Capacity	52 Bottles (Bordeaux style)

Approvals/Certifications	Detail
ETL Residential/Commercial	Yes

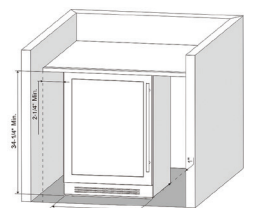
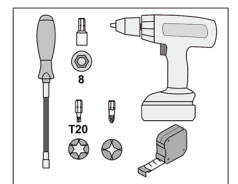
Installation Instructions



Installation Clearance Requirements

When installing the beverage cooler under a counter, follow the recommended spacing dimensions shown.

- For proper clearance of the electrical plug, allow at least 1" of clearance at the back as shown in the diagram.
- An installation next to a wall will require a minimum 2-1/4" door clearance to accommodate the handle.
- The cabinet should allow at least 24" for the width and 34-1/4" for the height to accommodate the beverage cooler.
- The power cable is located on the back right of the unit and has a length of 72" to accommodate multiple outlet locations.
- Once you are ready to install the unit, you must adjust the feet to level the beverage cooler.
- The installation should allow the unit to be pulled forward for servicing, if necessary.



www.vitaraamerica.com | 1.800.299.3406
MG Home Solution LLC

100 Illinois Street, Suite 200, St Charles, IL 60174

MG Home Solution LLC warrants to the original purchaser of its VITARA Wine & Bev products that they will be free from defects in materials and workmanship for the following time periods from the date of purchase shown on the sales receipt: Two (2) Years Parts & On-Site Labor. See complete warranty for details