

# VITARA

## 24" Dual Zone Wine Cooler VBWC4401D



### Features

- Built-under or free standing installation
- 44 Bottles (Bordeaux style)
- Temperature range  
Upper zone 39°F-50°F & bottom zone 50°F-68°F
- Interior air fan circulating
- Seamless SS door frame
- SS handle and kickplate
- Flat door
- 4 wooden shelves with SS front trim
- Electronic touch control with white LED readout
- LED interior lighting
- Anti-UV resistant glass door
- Two-layer glass door
- Slide-out roller
- Reversible door

Model	Lock	Finish	Description
VBWC4401D	No	Panel Ready	24" Dual Zone Wine Cooler

### Model Details

Dimensions/Weight	Detail	Dimensions/Weight	Detail
Product Depth	22 5/16"	Product Volume	4.5 Cubic Feet
Product Height	34"	Shipping Dimensions	W26 " X D24 1/4" X H36 1/16"
Product Width	23 7/16"	Shipping Weight	112 lbs
Product Weight	102 lbs		



[www.vitaraamerica.com](http://www.vitaraamerica.com) | 1.800.299.3406  
MG Home Solution LLC

100 Illinois Street, Suite 200, St Charles, IL 60174

MG Home Solution LLC warrants to the original purchaser of its VITARA Wine & Bev products that they will be free from defects in materials and workmanship for the following time periods from the date of purchase shown on the sales receipt: Two (2) Years Parts & On-Site Labor. See complete warranty for details.

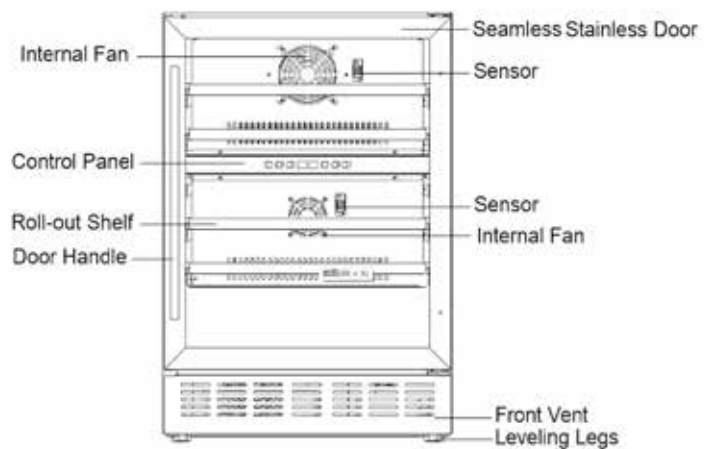
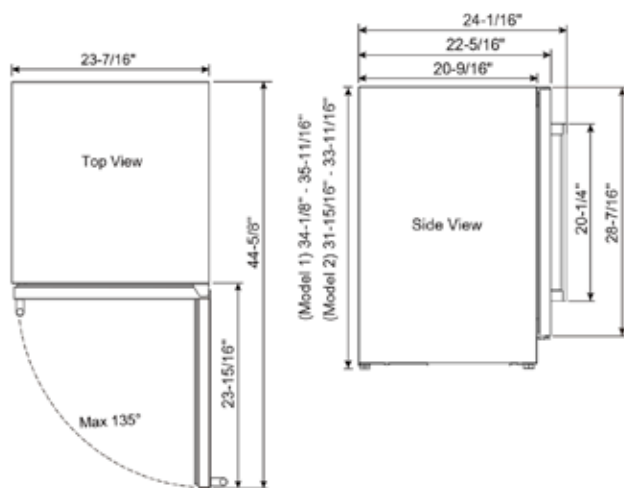
Model	Detail
Control Type	Electronic Touch Controls
Indoor or Outdoor	Indoor
Built-in Installation	Built in or Free Standing
Refrigerant Type	R600a

Electrical	Detail
Electrical Requirements	110V/60Hz
Volt Range	104V - 127V
Electrical Service	15 Amps
Running Amps	0.7 Amps

Capacities	Detail
12 oz Can Capacity	
25 oz Bottle Capacity	44 Bottles (Bordeaux style)

Approvals/Certifications	Detail
ETL Residential/Commercial	Yes

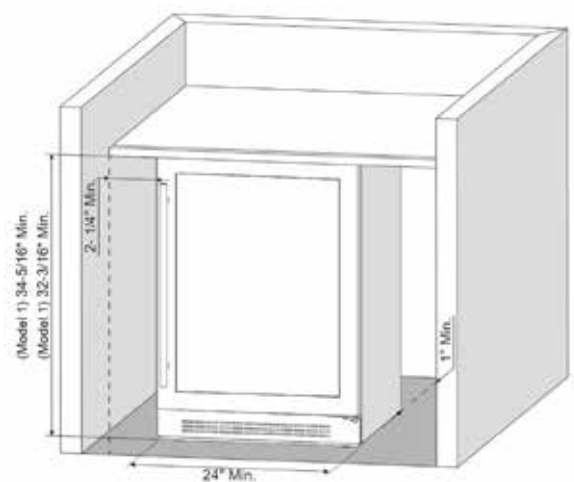
## Installation Instructions



### Installation Clearance Requirements

When installing the beverage cooler under a counter, follow the recommended spacing dimensions shown.

- For proper clearance of the electrical plug, allow at least 1" of clearance at the back as shown in the diagram.
- An installation next to a wall will require a minimum 2-1/4" door clearance to accommodate the handle.
- The cabinet should allow at least 24" for the width and 34-1/4" for the height to accommodate the beverage cooler.
- The power cable is located on the back right of the unit and has a length of 72" to accommodate multiple outlet locations.
- Once you are ready to install the unit, you must adjust the feet to level the beverage cooler.
- The installation should allow the unit to be pulled forward for servicing, if necessary.



www.vitaraamerica.com | 1.800.299.3406  
MG Home Solution LLC

100 Illinois Street, Suite 200, St Charles, IL 60174

MG Home Solution LLC warrants to the original purchaser of its VITARA Wine & Bev products that they will be free from defects in materials and workmanship for the following time periods from the date of purchase shown on the sales receipt: Two (2) Years Parts & On-Site Labor. See complete warranty for details.